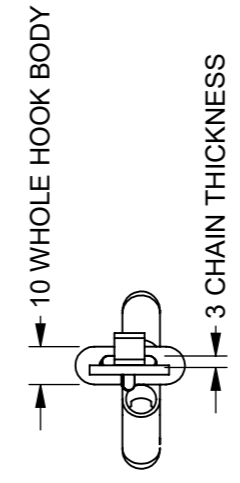
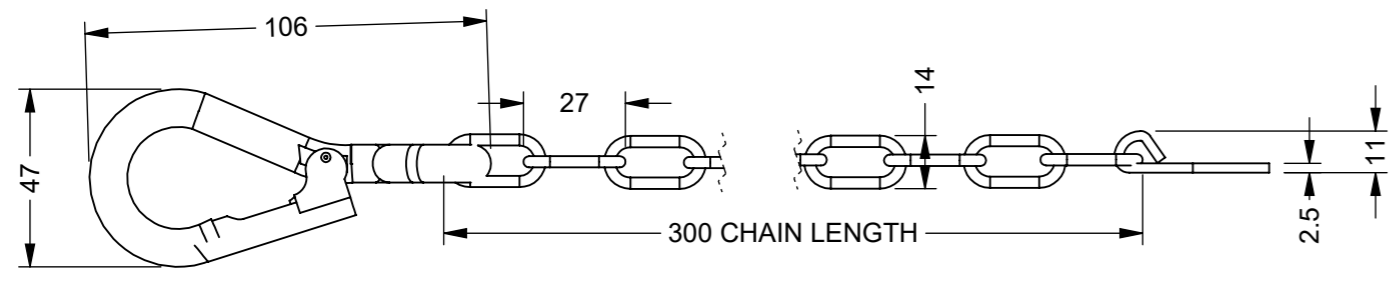
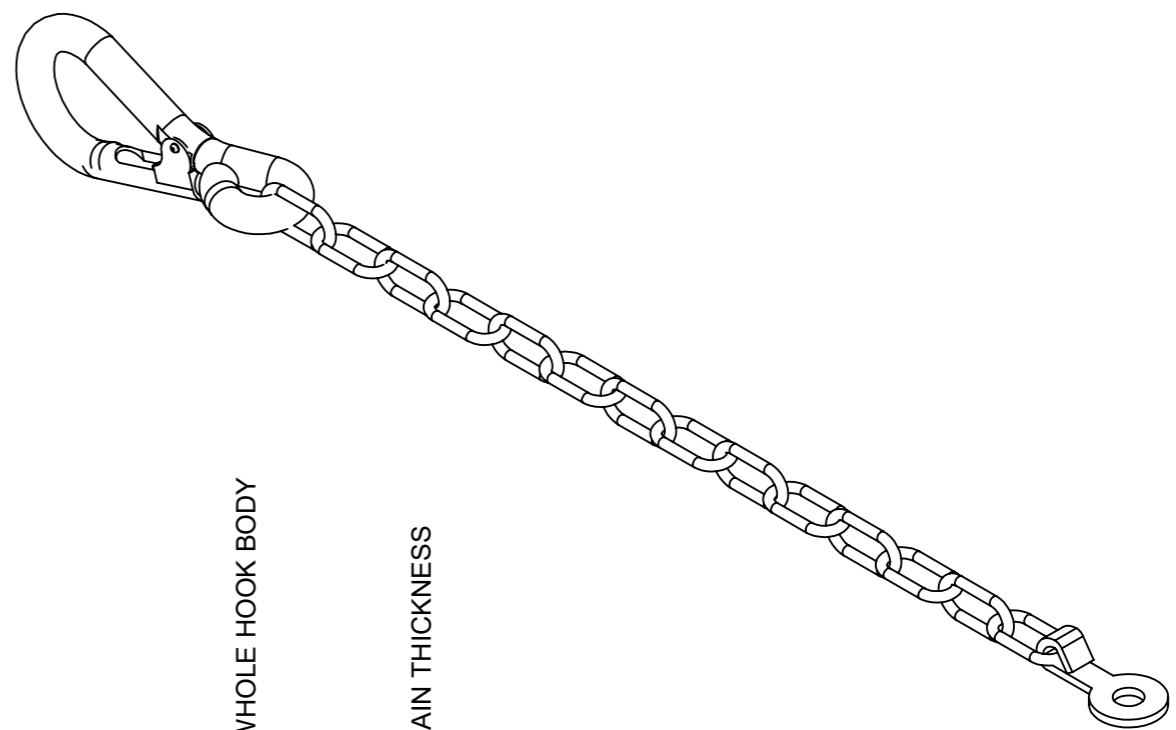
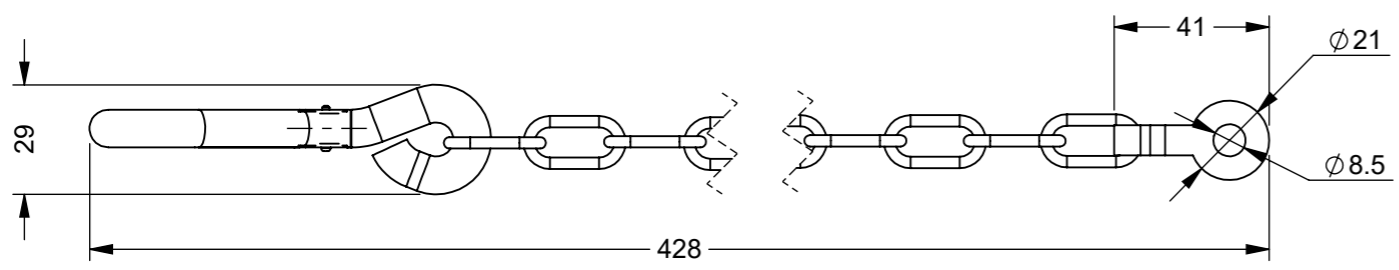


IF IN DOUBT ASK

ITEM NO.	PART NUMBER	DESCRIPTION	QTY.
1	2614-007-1 V2	M/STEEL HOOK - ZINC PLATED	1
2	2614-007-2	M/STEEL M/STEEL LEVER - ZINC PLATED	1
3	2614-007-3	M/STEEL RIVOT - ZINC PLATED	1
4	2614-007-4	M/STEEL CHAIN LINK - ZINC PLATED	14
5	2614-007-5	M/STEEL TABBED WASHER - ZINC PLATED	1



ZONE	REV.	DESCRIPTION	DATE	APPROVED
	1	VALIDATION COMPLETE	11/02/2025	A.P

REVISIONS

TOLERANCES		SURFACE FINISH 1.6µm Ra	
0.5 - 6	= ±0.1mm	FILLET RADII	0.5 TO 1.0
6 - 30	= ±0.2 mm	SQUARENESS	0.05 IN 25
30 - 120	= ±0.3 mm	PARALLELISM	0.05 IN 25
120 - 400	= ±0.5 mm	RUNOUT	0.1
400 - 1000	= ±0.8 mm	ANGLES	±0.5°
1000 - 2000	= ±1.2 mm		
2000 - 4000	= ±2.0 mm		

MATERIAL: SEE TABLE	DRAWN BY: L.B.H	DESCRIPTION: SPRING SNAP HOOK - WITH CHAIN		<b>A3</b>	
MASS: 0.182 kg	CHECKED BY: U.F	NUMBER: 2614-007	REVISION: 1		SHEET: 1 of 1
FINISH:SEE TABLE	APPROVED BY: A.P	SCALE : PROPORTIONAL - DO NOT SCALE REF SCALE 1:2 WHEN PRINTED ON A3			PROJECTION 3rd ANGLE
ORIGINATION DATE: 11/02/2025					

PROPRIETARY RIGHTS ARE INCLUDED IN THE INFORMATION DISCLOSED HEREIN. NEITHER THIS DOCUMENT NOR ANY INFORMATION DISCLOSED SHALL BE REPRODUCED, USED, TRANSFERRED TO OTHER DOCUMENTS, OR DISCLOSED TO OTHERS FOR ANY PURPOSE INCLUDING MANUFACTURING UNLESS SPECIFICALLY AUTHORISED IN WRITING  
REMOVE ALL SHARP EDGES AND BURRS  
PART FINISHING AND MARKING TO CESF001

