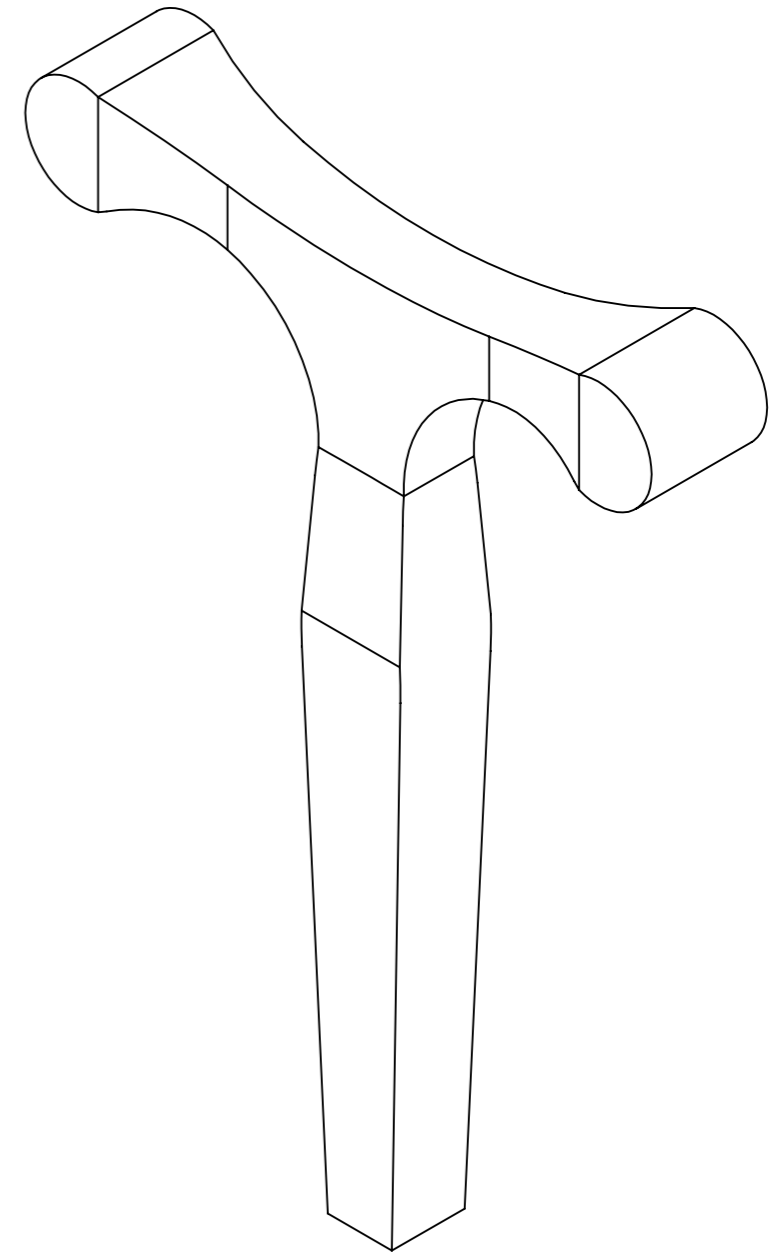
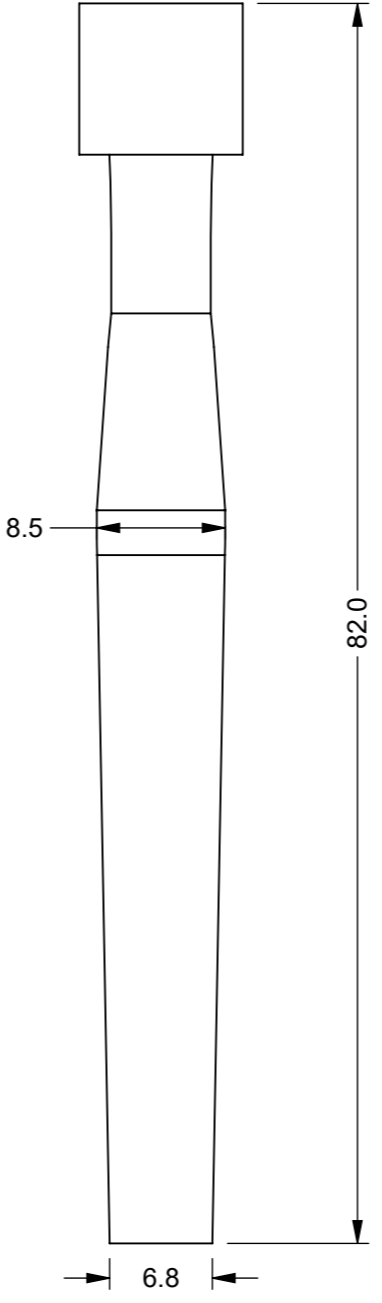
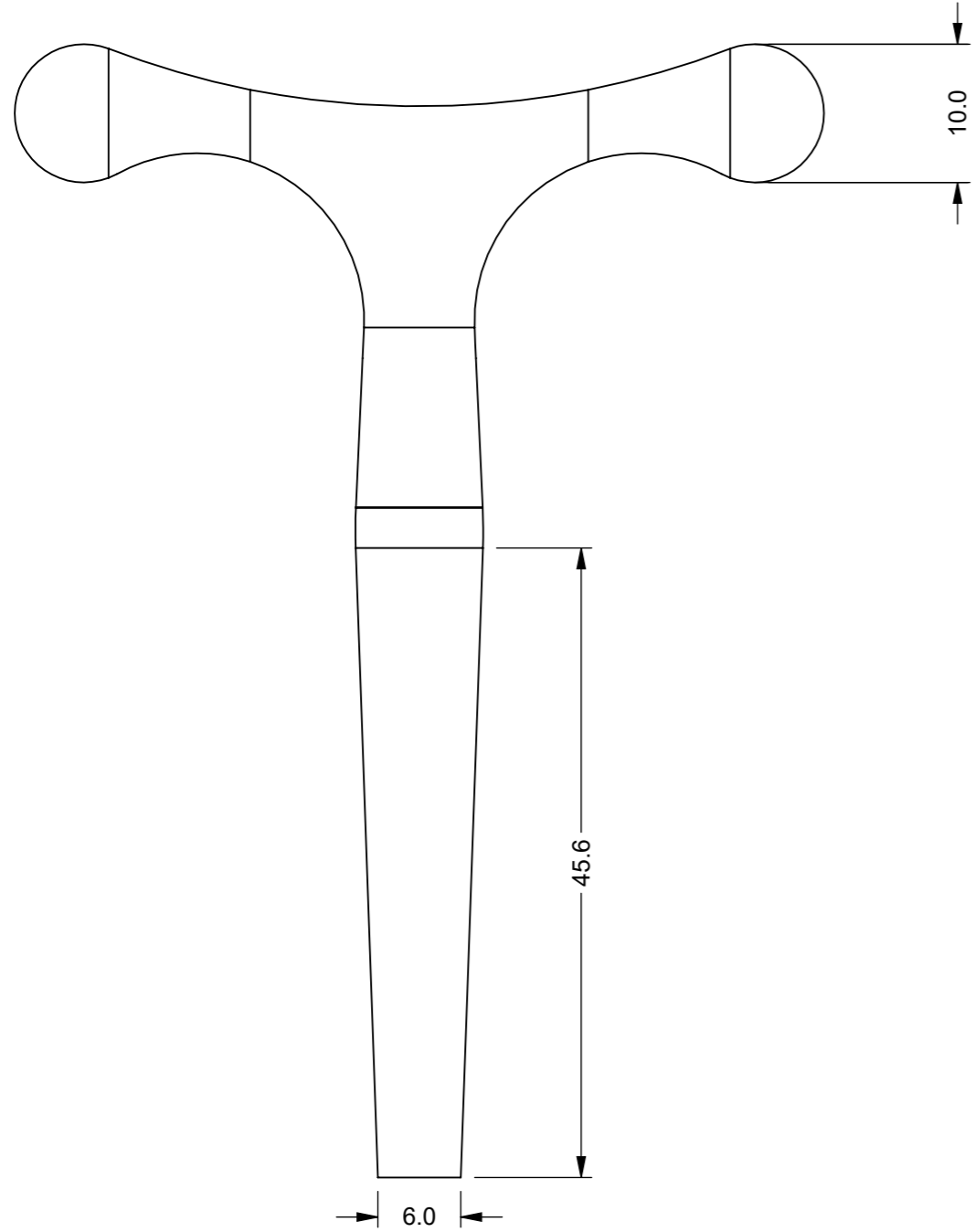
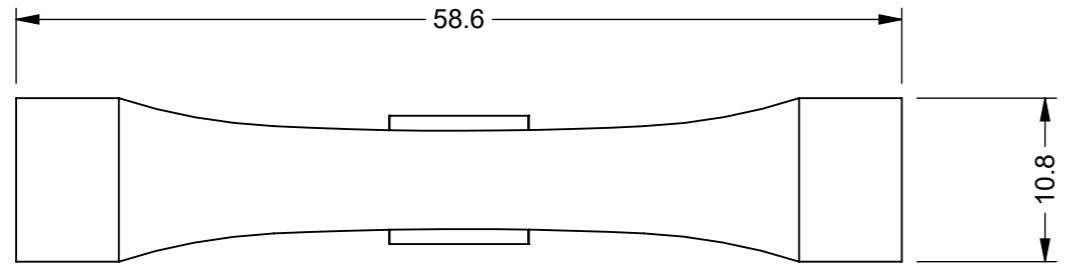


A
B
C
D
E
F

A
B
C
D
E
F



ZONE	REV.	DESCRIPTION	DATE	APPROVED
	2	RE-DRAWN IN SOILDWORKS - UPDATED DIMS	09/10/2023	AP

REVISIONS

UNLESS OTHERWISE STATED, ALL DIMENSIONS IN mm

TOLERANCES		SURFACE FINISH 1.6µm Ra	
0.5 - 6	= ±0.1mm	FILLET RADII	0.5 TO 1.0
6 - 30	= ±0.2 mm	SQUARENESS	0.05 IN 25
30 - 120	= ±0.3 mm	PARALLELISM	0.05 IN 25
120 - 400	= ±0.5 mm	RUNOUT	0.1
400 - 1000	= ±0.8 mm	ANGLES	±0.5°
1000 - 2000	= ±1.2 mm		
2000 - 4000	= ±2.0 mm		

MATERIAL: M/STEEL	DRAWN BY: SR	DESCRIPTION: TEE KEY			A3
MASS: 0.06KG	CHECKED BY: AP	NUMBER: 2257-001.	REVISION: 2	SHEET: 1 of 1	
FINISH: Z/C - PASSIVATE	APPROVED BY: AP	SCALE : PROPORTIONAL - DO NOT SCALE REF SCALE 1:1 WHEN PRINTED ON A3			
ORIGINATION DATE: 09/10/2023		PROJECTION 3rd ANGLE			

PROPRIETARY RIGHTS ARE INCLUDED IN THE INFORMATION DISCLOSED HEREIN. NEITHER THIS DOCUMENT NOR ANY INFORMATION DISCLOSED SHALL BE REPRODUCED, USED, TRANSFERRED TO OTHER DOCUMENTS, OR DISCLOSED TO OTHERS FOR ANY PURPOSE INCLUDING MANUFACTURING UNLESS SPECIFICALLY AUTHORISED IN WRITING
REMOVE ALL SHARP EDGES AND BURRS
PART FINISHING AND MARKING TO CESF001

